



***SAILFISH***  
BOATS





At Sailfish, Demand the Difference is more than just a slogan. It is part of our philosophy to consistently exceed customer expectations. For three decades, Sailfish has delivered on a promise of quality and innovation, with its full line-up of reliable, versatile & stylish Center Console, Dual Console, Walk Arouns and Bay Boats. We invite you to compare Sailfish against any other competitive brand and see for yourself why Sailfish has earned its exceptional reputation and developed such a loyal following among saltwater enthusiasts worldwide.

---



# FISHING FOCUSED

At its core, Sailfish is a fishing boat – designed by anglers for anglers – built to withstand the rigors of inshore and offshore environments and loaded with more standard features for fishing enthusiasts than any other boat on the water.

Multiple rod holders forward and aft, insulated fish boxes, built in bait wells, and plenty of tackle storage are just some of the fishing amenities you'll find built into every Sailfish. A wide range of options allows you to customize your Sailfish for whatever type of fishing you do.

With reliable outboard power and the industry's exclusive Variable Degree Stepped (VDS) hull, a Sailfish delivers a smooth, quick ride even in rough water.

The console is well designed for easy access to all controls and more than large enough to accommodate today's electronics, and a wide range of helm seat and leaning post options lets you dial in your perfect comfort level.

From in-shore to deep water, there is a Sailfish model that's right for you. From 19 to 32-feet, you'll find a Sailfish that will accommodate any fishing adventure.





# FAMILY FRIENDLY

Despite Sailfish's reputation as a serious fishing boat, anglers don't live by fishing alone, and for that reason every Sailfish has the built-in versatility to be a hard-core fishing boat one day and a family fun boat the next.

With comfortable full bow seating, stow away tables, abundant storage space, a roomy head and a retractable ski tow bar, your Sailfish transforms into the perfect platform for an exciting family day on the water.

Our new Dual Console models add an even higher level of family fun possibilities, with a complete galley, a comfortable passenger lounge, plenty of aft seating and walk-through access from bow to stern.

Sailfish also provides for family safety with the highest cockpit depth in the industry – keeping water out and people in. They also feature the largest recessed, cockpit drains in their class, allowing the maximum amount of water to exit the deck providing for an extra level of safety.

Strategically placed bow rails, plenty of dot-matrix, easy clean, non-skid on the deck and an integrated telescoping ladder that can be easily accessed from the water all serve to put Sailfish among the safest boats on the market.



# **SAIL TECH CONSTRUCTION**

Each Sailfish is quality built using only the best materials and proven manufacturing techniques – from start to finish there are no shortcuts taken anywhere in the production process.

Made from 100% composite materials and using stainless steel hardware Sailfish is built to last. Kevlar and Carbon Fiber reinforcements are added to the hull and deck for greater durability and the entire stringer system is foam-filled for added safety. Each Sailfish boat comes with a 10-year hull warranty and a lifetime “no-rot” guarantee.

Plumbing and electrical systems are carefully engineered and professionally installed to provide years of trouble free operation and key systems are conveniently located to provide easy access should the need for service arrive.

It’s the little things that make the difference between a good boat and a great boat. All Sailfish boats are finished using the best available gelcoats, masterfully applied and polished to a brilliant shine. All hinges and deck lids are recessed into the mounting surface leaving nothing protruding to stub you toes or cut your feet when barefoot.

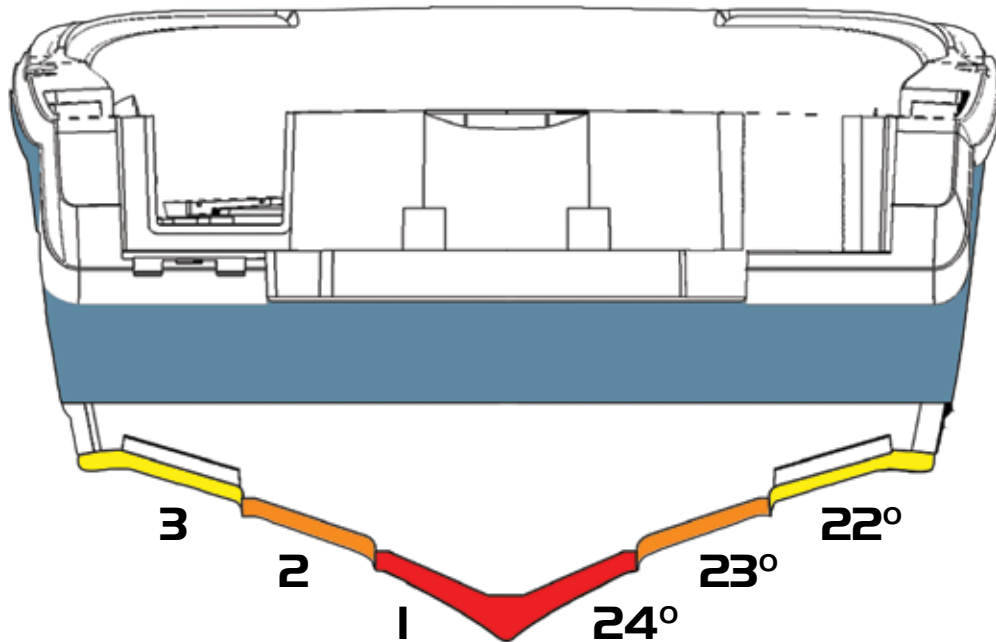
Our quality control is second to none. Each Sailfish boat is painstakingly examined for flaws and imperfections before it leaves the plant – this attention to detail is another way Sailfish separates itself from the pack of other boat builders.



# Exclusive Variable Degree Stepped (VDS) Hull

## Three Hulls in One:

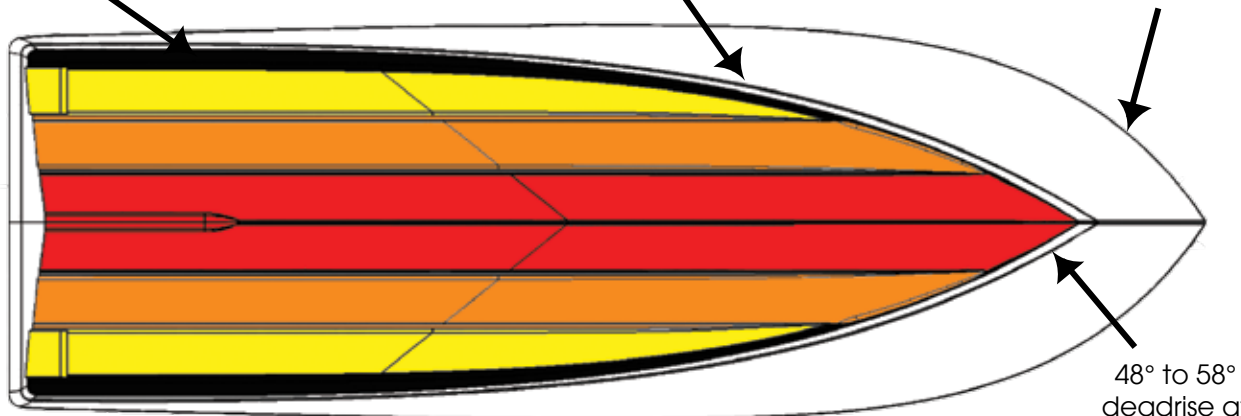
- The first hull cuts the water.
- The second hull combined with turn down strakes creates lift.
- The third hull creates stability.



Reverse chines for increased lift and stability

Spray rails on each side turn down the water for a drier ride

Wide bow flare keeps water from blowing back into the boat



48° to 58° deadrise at the entry

Lateral stepped hull that runs longitudinal from bow to stern.

# ADVANCED DESIGN

Today's Sailfish is the result of almost three decades of design and engineering experience.

Our team of seasoned boat builders combines the best time-tested boat building technique with the latest in marine technology, to deliver a simply superior product.

Our exclusive, patented, Variable Degree Stepped (VDS) Hull provides the smoothest ride of any fishing boat on the market. Its unique design actually features three distinct running surfaces; the first, with a deep deadrise that cuts through the water and two others that provide for lift and stability.

The hallmark of a Sailfish boat is its "intelligent ergonomics". From the layout of the helm to the deep gunwales and wide walkways from front to rear, every inch of each Sailfish model is planned and thought through for maximum utilization. From strategic seat heights and raised foot rests to purposefully placed controls and instrumentation, everything is deliberately located to provide maximum ease of operation.

It's no accident that Sailfish boats just seem to "work better" on the water. Come aboard any of today's Sailfish boats and discover for yourself what makes a Sailfish a Sailfish. We're sure that once you do, you'll be ready to Demand the Difference - The Sailfish Difference.

# 325 DC

 **YAMAHA**





The 325DC offers the perfect platform for whatever your day on the water looks like. Packed with standard features and built to go head to head with any top-tier competitor, the 325DC sets the standard for style, value and performance in the dual console marketplace. Luxurious bow seating, well equipped cockpit and below deck galleys, a spacious head, comfortable helm and passenger seating, full wrap-around fold-down aft seating, easy rear and side step down entry, plenty of storage and a full array of fishing amenities make the 325DC a fantastic addition to the Sailfish dual console line-up.

**LOA Hull Only 31' 6", Length Rugged 34', Beam 10' 0", Fuel Capacity 297 GAL, Fresh Water 21 GAL, Weight 11,066 LBS, Cockpit Depth Rear 31', Max. HP 700HP, Draft - Hull 22", Deadrise (Multi-angle 22°-24°, Battery Capacity 3, Rod Holders 9, Person Capacity Yacht Certified**



# 275 DC



The 275DC is the most versatile, dual console crossover on the market. All the amenities family fun of a bowrider, plus the fishing features that you have come to expect from a Sailfish. Go fishing in the morning, take the kids out for some wakeboarding in the afternoon and join some friend for a sunset dinner cruise. Plenty of comfortable bow and aft seating, a full galley and a spacious head make the 275DC perfect for on the water entertaining and the roomy cockpit area, built-in live well and convenient rod holders and ample tackle storage make the 275DC a truly multitasking wonder.

**Specifications: LOA Hull Only 26' 2", Length Riggged 28' 2", Beam 9', Fuel Capacity 190 gal, Fresh Water 14 gal, Weight 7,040 lbs, Cockpit Depth Rear 30", Bow Depth 38", Max. HP 400 hp, Draft-Hull 18", Dead rise (Multi-angle) 22° - 24°, Battery Capacity 3, Bridge Clearance with Arch 8' 1", Person Capacity Yacht Certified**



# 320 CC

 **YAMAHA**



Serious offshore capability and dazzling style make the Sailfish 320CC the best performing big water boat we have brought to market. Our VDS hull design is the softest riding, driest hull in Sailfish history and the multiple deadrise, variable lift plane running surface, makes the 320CC both responsive, and extremely agile for a boat this size. But beyond the standards lies the real heart of Sailfish design, function, comfort, and practical ergonomics. Look over other brands in this size range, we think you'll agree that the Sailfish 320CC is the best of the best, and represents the clear choice in offshore fishing boats available at any price.

**Specifications: LOA Hull Only 31' 6", Length Rigged 34' 0", Beam 10' 0", Fuel Capacity 285 gal, Fresh Water 21 gal, Approx. Rigged Weight 10,500 lbs, Cockpit Depth Rear 31", Cockpit Depth Front 40", Max. HP 600 hp, Draft – Hull 22", Deadrise (Multi-angle) 22° - 24°, Battery Capacity 3, Rod Holders (Standard) 30, Bridge Clearance with T-Top 8' 10", Person Capacity Yacht Certified**



**290 CC**



The new 290CC has enormous offshore capabilities, and plenty of dazzling style. With the proven VDS high performance hull design, this boat is one of the driest, softest riding 29 footers on the market today. Loaded with standard fishing amenities, including 16 rod holders, 35 gallon leaning post live well, 30 gallon transom live well with high speed pickup, four fish boxes in the floor, rod storage and much more. The 290CC boasts more available options to accommodate your everyday family needs, as well as your tournament needs.

**Specifications: LOA Hull Only 28' 6", Length Rigged 30' 6", Beam 9' 0", Fuel Capacity 225 gal, Fresh Water 14 gal, Approx. Rigged Weight 8,000 lbs, Cockpit Depth Rear 30", Cockpit Depth Front 40", Max. HP 600 hp, Draft – Hull 21", Deadrise (Multi-angle) 22° - 24°, Battery Capacity 3, Rod Holders (Standard) 13, Bridge Clearance with T-Top 8' 10", Person Capacity Yacht Certified**



# 270 CC





The 270CC is one of our most popular size fishing platforms. From the newly designed helm, to the expanded cockpit area, the 270CC is the largest and most user friendly boat in its class. Like all of the Sailfish boats, the 270CC incorporates the Sailfish VDS multiple deadrise. This high performance hull design makes for one of the softest riding, best performing boats on the market. Loaded with standard equipment, not to mention the largest selection of options available. It's no wonder the Sailfish 270CC is the best selling boat in its class.

**Specifications: LOA Hull Only 26' 2", Length Rigged 28' 2", Beam 9' 0", Fuel Capacity 190 gal, Fresh Water 14 gal, Approx. Rigged Weight 6,700 lbs, Cockpit Depth Rear 30", Cockpit Depth Front 40", Max. HP 400 hp, Draft – Hull 18", Deadrise (Multi-angle) 22° - 24°, Battery Capacity 3, Rod Holders (Standard) 12, Bridge Clearance with T-Top 8' 6", Person Capacity Yacht Certified**



# 240 CC

 **YAMAHA**



You asked for it and we listened. This venerable Sailfish 24 footer is available with twin outboards or a single outboard. Increased cockpit space, newly redesigned helm, and enough standard equipment to make your mouth water have made the Sailfish 240CC one of the top-selling 24-foot center consoles on the market. Available in multiple eye-catching hull colors and a huge variety of options and accessories, the 240CC can be delivered to your exact specifications.

**Specifications: LOA Hull Only 23' 6", Length Rugged 25' 6", Beam 9' 0", Fuel Capacity 146 gal, Fresh Water 14 gal, Approx. Rugged Weight 5,600 lbs, Cockpit Depth Rear 30", Cockpit Depth Front 40", Maximum HP 300 hp, Draft – Hull 18", Deadrise (Multi-angle) 22° - 24°, Battery Capacity 3, Rod Holders (Standard) 12, Bridge Clearance with T-Top 8' 6", Person Capacity 10**



# 220 CC



The sailfish 220CC is one of the most popular 22-foot center consoles on the market. Talk to anyone who owns a 220CC and you'll find a true believer in the brand. An excellent ride in both smooth and rough seas, the 220CC sets the standard for all other boats in the class. Equipped for fishing or family fun, the 220CC is ready to go. Ample standard equipment, along with multiple options and accessories allow you to have the boat of your dreams in a package that's easily towed and as versatile as it gets. Test ride one today, you'll see what we mean.

**Specifications: LOA Hull Only 21' 3", Length Rigged 23' 3", Beam 8' 6", Fuel Capacity 93 gal, Approx. Rigged Weight 4,450 lbs, Cockpit Depth Rear 26", Cockpit Depth Front 32", Max. HP Single 200 hp, Draft – Hull 18", Deadrise (Multi-angle) 22° - 24°, Battery Capacity 2, Rod Holders (Standard) 12, Bridge Clearance with T-Top 8' 4", Person Capacity 8**



# 320 EXP



**S**erious offshore capability, a fully appointed cabin with berths for 6 or more, and dazzling style, combine to make the Sailfish 320 Express the sport utility of the sea. Whether cruising to dinner, or fishing the gulf stream, this boat provides the lifestyle you've always dreamed about. Standard fishing amenities include 13 upright rod holders, 30 gallon live well with high speed pickup, 2 deluxe tackle stations, and much more. Cruising features include enclosed shower/head, fold down bunks, aft berth, refrigerator, stove, microwave, shore power and hot water heater. Riding on the best performing hull design in the industry, the world is at your beck and call with the Sailfish 320 Express.

**Specifications: LOA Hull Only 31' 6", Length Rugged 34' 0", Beam 10' 0", Fuel Capacity 297 gal, Fresh Water 21 gal, Approx. Rugged Weight 11,850 lbs, Cockpit Depth Rear 31", Max. HP 600 hp, Draft – Hull 22", Deadrise (Multi-angle) 22° - 24°, Battery Capacity 3, Rod Holders (Standard) 20, Bridge Clearance with Top 9' 7", Person Capacity Yacht Certified**



# 270 WAC





The 270WAC is designed to be the most accommodating and fishable walk around cuddy cabin on the market. The spacious cockpit includes standard livewell, fish box and rod holders galore. For extended overnights, the 270WAC cabin can be equipped with convenient amenities and includes a full stand up enclosed head and shower. Ample headroom, functional galley and a large v-berth makes for a comfortable stay. The 270WAC rides on the proven VDS Sailfish hull for the smoothest ride in offshore fishing. All in all, this new Sailfish is an impressive combination of comfort and utility sure to please the serious angler or weekend boater.

**Specifications: LOA Hull Only 26' 2", Length Rugged 28' 2", Beam 9' 0", Fuel Capacity 190 gal, Fresh Water 14 gal, Approx. Rugged Weight 7,400 lbs, Cockpit Depth 30", Max. HP 400 hp, Draft – Hull 18", Deadrise (Multi-angle) 22° - 24°, Battery Capacity 3, Rod Holders (Standard) 14, Bridge Clearance with Top 8' 11", Person Capacity Yacht Certified**



# 240 WAC



The Sailfish 240WAC represents the most innovative cabin boat in its class. Developed on our world class VDS hull, renowned for superb performance and handling, the 240WAC is loaded with all of the top end amenities that Sailfish customers have come to expect. Not only is this the largest boat in the class, the new 240WAC's can be equipped as a competition quality fishing rig or optioned out to a luxury cruiser. Innovative design, maximized storage, and attention to detail make the Sailfish 240WAC the standard to which all must compare. Sailfish has built its reputation by delivering what the consumer demands. You too should "DEMAND THE DIFFERENCE", demand the new Sailfish 240WAC today.

**Specifications: LOA Hull Only 23' 6", Length Rugged 25' 6", Beam 9' 0", Fuel Capacity 146 gal, Fresh Water 14 gal, Approx. Rugged Weight 5,600 lbs, Cockpit Depth 30", Max. HP 300 hp, Draft – Hull 18", Deadrise (Multi-angle) 22° - 24°, Battery Capacity 3, Rod Holders (Standard) 10, Bridge Clearance with Top 8' 9", Person Capacity 10**



# 220 WAC



If you want the feel of a center console with the comfort of a walk around cuddy, the Sailfish 220WAC is the boat for you and your family. A spacious cabin equipped with overnight amenities and all of the fishing features you could ever need, combined with proven Sailfish big water performance, put the 220WAC in a class of its own. With a large variety of options and accessories available, you can customize a 220WAC to fit your lifestyle.

**Specifications: LOA Hull Only 21' 3", Length Rigged 23' 6", Beam 8' 6", Fuel Capacity 93 gal, Fresh Water 6 gal, Approx. Rigged Weight 4,950 lbs, Cockpit Depth 26", Max. HP 200 hp, Draft – Hull 18", Deadrise (Multi-angle) 22° - 24°, Battery Capacity 2, Rod Holders (Standard) 10, Bridge Clearance with T-Top 8' 4", Person Capacity 8**





If you want the most versatile 21-foot bay boat on the market, then Sailfish 2100BB is for you. This boat is adaptable to both fresh and saltwater elements – inshore or offshore. The aggressive 18° deadrise hull means a soft ride in big water. The 2100BB is an angler’s dream with features like large front and rear casting decks, 12 rod holders, multiple storage locations, and the capacity of three live wells. The 2100BB can be tailored to fit with multiple helm seating styles to meet and exceed your expectations.

**Specifications: LOA Hull Only 21’ 0”, Length Rigged 23’ 0”, Beam 8’ 6”, Fuel Capacity 63 gal, Approx. Rigged Weight 3,625 lbs, Max. HP Single 200 hp, Draft – Hull 13”, Deadrise 18°, Battery Capacity 4, Rod Holders (Standard) 14, Bridge Clearance with T-Top 5’ 5”**



**1900 BAY**



The Sailfish 1900BB redefines the multipurpose bay boat. An aggressive 18° deadrise hull with 21" deep sides, standard 16-gallon bait well, catch and release live well, and abundant storage means you're ready for a full day fishing trip. The 1900BB is by far the most versatile boat in its class, with seating capacity for 5 and easy access built-in boarding ladder. It doesn't matter if you're a weekend warrior or a professional angler, on the lake or in the bay, inshore or offshore, the 1900BB gets the job done.

**Specifications: LOA Hull Only 19' 0", Length Rigged 21' 0", Beam 8' 6", Fuel Capacity 53 gal, Approx. Rigged Weight 2,750 lbs, Max. HP Single 150 hp, Draft – Hull 13", Deadrise 18°, Battery Capacity 4, Rod Holders (Standard) 14, Bridge Clearance with T-Top 5' 5"**

# FEATURES OPTIONS

## 325 DC



### STANDARD FEATURES Boat

- 10 Micron Yamaha Fuel Filter / Water Separator w/ SST Base
- Boarding Ladder (4 step with grab handle)
- Built In Rigging Tubes
- Carbon Fiber & Kevlar® Reinforced Deck & Hull
- Closed Cell Foam Flotation
- Cockpit Bolster Pads
- Corian Counter Tops
- Exclusive Dot Matrix Non-Skid
- Exclusive VDS Hull Design (Variable Deadrise Stepped Hull)
- NBT Vinyl Protection (Stain Resistant Mildew Inhibitor UV Protector)
- Passenger Pod w/ Top Mounted Built In Storage Box
- Powder Coated hard Top w/ 4 Rod Holders, Docking Lights, Spreader Lights, Overhead Lighting, PFD Storage & 2 Speakers
- Powder Coated Walk Thru Windshield w/

- Tempered Glass
- Power Assist Hydraulic Steering w/ Tilt Wheel
- Recessed SST Cup Holders (18)
- SailTech Composite Full Length Transom
- SailTech Foam Filled Fiberglass Stringer System
- SST Port Light (2) Galley & Head Compartments
- Stainless Steering Wheel (Evo Pro w/ Leather Grips)
- Starboard Cockpit entry Step / Mid-Ship
- Towel Rack and Net Storage In the Head Compartment Door
- Walk Thru Transom Door w/ Wave Guard & Step

### Bow

- Bow Bottom and Backrest Cushions
- Bow Block Off Door
- Powder Coated Built In Low Profile Bow Rails

### Cockpit Galley

- Corian Counter Top w/ Sink w/ Faucet, Fridge, Trash Can w/ Filler & Cutting Board
- LED Strip Lighting
- SS Soap Dispenser
- 12 Volt DC Accessory Plug (4)

### Electrical

- Accessory Switch Panel w/ Circuit Breakers
- Captain Side Windshield Wiper
- Compass
- Electric Horn
- Electronically Actuated Bilge Access
- Full Digital Instrumentation w/ Yamaha CommandLink or Mercury VesselView
- Fusion Stereo System w/ AMP, Sub-Woofer, Bluetooth & USB Port
- LED Interior Cockpit & Bilge Lighting
- LED Navigational Pop Up Bow & Anchor Light
- Trim Tabs / High Performance Dual Ram / Heavy Duty w/ Indicator Switch & Built In Auto Retract Feature
- VSR Battery Charging System

### Fishing

- Aft In-Floor Fish Box
- Baitwell w/ LED Lighting
- Insulated Bow Fish Boxes w/ Overboard Drains
- 6 SS Deck Mounted Rod Holders

### Hardware

- Engraved Transom Plates
- Fender Cleats (2)
- Finished Fiberglass Head
- Flush Mount Hinges and Latches & Deck Plates
- Head Compartment Lighting
- Heavy Duty Stainless Steel Bow & Stern Eyes
- Heavy Duty Stainless Steel Rub Rail
- Lockable Head Door
- Marine Grade Stainless Steel Hardware
- Mirrors, 1 in Galley & 1 in Head Compartments
- SS Deck Mounted Rod Holders (6)
- Stainless Steel & Bronze Thru Hull Fittings
- Stainless Steel Marine Grade Hardware
- Stainless Steel Retractable Ski Tow Bar
- Stainless Steel Propellers
- 8" SST Pull Up Cleats (6)

### Head

- Sea Grass Removable Flooring in the Head
- SST Soap Dispenser in the Head Helm
- Large Dash Area For Flush Mounting Electronics

### Plumbing

- Automatic Bilge Pumps (Aft 2 - 2000 GPH & Forward 1 - 750 GPH)
- Freshwater Stations (4) (Galley, Head, Cockpit Galley & Transom)
- High Speed Livewell Pickup

- Pull Out Shower in Head
- Pull Out Transom Shower
- Raw Water Wash Down
- Sink with Faucet in the Head, Galley & Cockpit Galley
- 4 - 2" Drains w/ Collector Boxes for Self Bailing Cockpit
- 21 gal. Freshwater Tank

### Seating

- Aft Fold Down Seat 48"
- Deluxe Double Wide Captain's Chair w/ Flip Up Bolster & Arm Rest
- Fold Out Aft Passenger Seat 27"
- Galley Bench Seat w/ Pillows
- Passenger Seat w/ Storage, Cup Holders & Cooler
- Port Aft Fold Down Seat 52"

### Storage

- Anchor Locker w/ Polished SST Thru the Hull Windlass
- Battery Storage
- Built-In Bow Cooler, Drains Overboard 25 QT.
- Galley Net Storage and Cabinets
- In-Floor Ski Locker
- In-Floor Storage Box in the Bow
- Recessed Rod Storage Starboard Side Aft
- SST Facing Storage Center w/ Pull Out Drawers

### OPTIONS Boat Options

- Bow Shower
- Cockpit & Bow Covers
- Extra Table Base
- Hard Top Enclosure (3 Piece)
- In-Floor Rod Storage
- Grand Slam Outriggers
- Misting System For Hard Top
- Removable Table Bow
- Removable Table Stern
- Sureshade MTF™
- Underwater Led Lights (3)
- Umbrellas w/Bases (2) Bow
- 2 Extra Umbrella Bases Aft

### Electronics & Sound System

- Built-In 3 Bank Battery Charger w/ LED Readout
- Garmin GPSMap 1040xs w/o Transducer
- Garmin GPSMap 7612xsv w/o Transducer
- Garmin Radar & Power Cable 30' (Installed)
- Garmin Thru Hull Transducer Airmar B75m (80/133Khz)
- Garmin Thru Hull Transducer Airmar B60 (50/200Khz)

### Seating

- 36" Wide Starboard Aft Folding Seat

### Optional Packages

- Galley Package: Shore Power, Electric Grill w/ Inverter & Battery Charger & Microwave

### Engine Options

- Yamaha**
- Twin F300UCA
- Mercury**
- Twin 300XXL Verado
- Twin 350XXL Verado

## 275 DC



### STANDARD FEATURES Boat

- 10 Micron Yamaha Fuel Filter / Water Separator w/ SS Base
- Boarding Ladder (4 step w/ grab handle)
- Built In Rigging Tubes (From Bilge to Helm)
- Carbon Fiber & Kevlar® Reinforced Deck & Hull
- Closed Cell Foam Flotation
- Cockpit Bolster Pads
- Corian Counter Tops (Head)
- Exclusive Dot Matrix Non-Skid
- Exclusive VDS Hull Design (Variable Deadrise Stepped Hull)
- Hydraulic Steering w/ Tilt Wheel
- In-Floor Fish Box (w/ Advanced Vacuum Pump, Non Macerated)
- NBT Vinyl Protection (Stain Resistant Mildew Inhibitor UV Protector)
- Oversized Bilge Access
- Powder Coated Walk Thru Windshield w/ Tempered Glass

- Pull Out Shower in Head
- Pull Out Transom Shower
- Recessed SS Cup Holders (17)
- SailTech Composite Full Length Transom
- SailTech Foam Filled Fiberglass Stringer System
- Stainless Steering Wheel (Evo Pro w/ Leather Grips)
- Transom Mounted Tool & Washdown Hose Holder
- Trim Tabs / High Performance / Heavy Duty w/ Indicator Switch & Built In Auto Retract Feature
- Walk Thru Transom Door w/ Wave Guard Step Bow
- Bow Bottom & Backrest Cushions
- Bow Block Off Door
- Stainless Steel Powder Coated Split Low Profile Bow Rail Cockpit Galley
- Corian Counter Tops & Sink Filler with Cutting Board
- LED Strip Lighting
- Tilt Out Trash Can
- Pullout Drawers (2)
- 12 Volt DC Accessory Plug Hardware
- Engraved Transom Plate
- Fender Cleats Aft (2)
- Flush Mount Hinges & Latches & Deck Plates
- Heavy Duty Stainless Steel Bow & Stern Eyes
- Marine Grade Stainless Steel Hardware
- Stainless Steel & Bronze Thru Hull Fittings
- Stainless Steel Propeller(s)
- Stainless Steel Powder Coated Split Low Profile Bow Rail
- SS Rod Holders (4) Head
- Finished Fiberglass Head
- Head Compartment Lighting
- Lockable Head Door
- Mirror
- Sea Grass Removable Flooring
- Towel Rack, TP Holder and Storage
- SS Port Light Helm
- Large Dash Area (Capable of flush mounting 12" Screen)

### Electrical

- Accessory Switch Panel w/Circuit Breakers
- Compass
- Electric Horn
- Full Digital Instrumentation
- Heavy Duty High Performance Trim Tabs w/ Indicators & Auto Retract Feature
- LED Interior Cockpit & Bilge Lighting
- LED Navigational Bow & Anchor Light
- VSR Battery Charging System
- 12 Volt DC Accessory Plug

### Fishing

- Baitwell w/ LED Lighting (30 gal. Transom)
- Insulated Bow Fish Boxes w/ Overboard Drains (Twin 240 qt.)

### Plumbing

- Automatic Bilge Pump (2000 GPH Aft & 750 GPH Forward)
- Freshwater Showers (2) - Transom & Head
- High Speed Livewell Pickup
- Raw Water Wash Down
- Self Bailing Cockpit
- Sink w/ Faucet (Galley)
- 14 gal. Freshwater Tank Seating
- Aft Folding Seat 58" Flip Up
- Deluxe Captains Chair w/ Flip Up Bolster
- Flip Flop Lounge Seat w/ Storage & Cooler

### Storage

- Anchor Locker (Finished Fiberglass w/ Anchor Management System)
- Battery Storage (Bilge Compartment)

- Fiberglass Console Storage
- In Floor Ski Locker
- In Floor Storage Area
- Recessed Rod Storage - Port & Starboard
- Storage Center w/ Pull Out Drawers

### OPTIONS Boat Options

- Additional Table Base
- Cockpit & Bow Covers
- CommandLink Plus (C Series Motors Only)
- Electric Grill
- Fiberglass Hard Top
- Flip Up Bow Light (N/A w/ Anchor Roller or Windlass)
- Flush Mount Cleats
- Hard Top Enclosure (3 Piece)
- In-Floor Rod Storage (3)
- Polished Anchor Roller & SST Scuff Plate
- Power Assist Steering (Standard w/ Verado's)
- Propane Grill
- Radar Arch w/ Sunbrella Canvas Top
- Remote Spot Light for Hard Top
- Removable Bow Table
- Ski Tow Bar (Retractable)
- Thru Hull Windlass System
- Umbrellas w/ Bases / 2 in Bow
- Underwater LED Lights (3)
- VesselView 7"
- Windlass w/ Polished Roller, SST Scuff Plate, Anchor, Rode & Chain
- Windshield Wiper (Captain's Side)
- 2 Additional Rod Holders (In Splashwell)
- 12 Volt Refrigerator

### Electrical Options

- Built-In 3 Bank Battery Charger w/ LED Readout
- Fusion Satellite Radio Upgrade
- Fusion Stereo w/ 4 Speakers & USB Port
- Fusion Transom Remote Control
- Garmin B60 Airmar Thru Hull Transducer w/o CHIRP
- Garmin B75M Airmar Thru Hull Transducer w/ CHIRP
- Garmin GPSMap 1040xs w/o Transducer
- Garmin GPSMap 7612xsv w/o Transducer
- Upgrade Sound System (Fusion Transom Remote, Amp, 10" Sub & Sirius Sat. Radio)

### Plumbing Options

- Electric Marine Head w/ Overboard Discharge
- Misting System (For Hard Top only)
- Pump Out Porta Potti

### Seating Options

- Bow Filler Cushion
- Port Side Aft Fold Out Seat (48")

### Optional Packages

- Entertainment Package: Ski Tow Bar, Removable Bow Table, Stereo w/ Satellite Radio Upgrade w/ USB Port & Underwater LED Lights (3)
- Galley Pack: 12v Fridge, Electric Grill, Shore Power & Built-In Battery Charger for Grill
- Galley Pack Grill Delete

### Engine Options

- Yamaha**
- Twin F150XB
- Twin F200XB
- Twin F200XCA
- F300UCA
- Mercury**
- Twin 150XL
- Twin 200XL Verado
- 350XXL Verado



## 320 CC



- Power Assist Steering (Std. w/ (M) 250 Verados & up, (Y) F300)
- Pull Out Transom Shower
- Recessed SS Cup Holders (13)
- SailTech Composite Full Length Transom
- SailTech Foam Filled Fiberglass Stringer System
- SS Port Light (Head)
- Stainless Steering Wheel w/ Power Knob
- T-Top w/ LED Spreader Lights / LED Overhead Lights & Rod Holders
- Two Door Access in Console for Wiring Access
- Walk Thru Transom Door w/ Wave Guard Step

### Bow

- Built in Low Profile Bow Rails
- Insulated Bow Fish Boxes w/ Overboard Drains (Twin 260 qt.)

### Electrical

- Accessory Switch Panel w/ Circuit Breakers
- Compass
- Electric Horn
- Full Digital Instrumentation
- Heavy Duty High Performance Trim Tabs w/ Indicators & Auto Retract Feature
- LED Interior Cockpit & Bilge Lighting
- LED Navigational Bow & Anchor Light
- VSR Battery Charging System
- 12 Volt DC Accessory Plug

### Fishing

- Baitwell w/ LED Lighting (30 gal. Transom)
- Baitwell w/ LED Lighting (35 gal. Leaning Post)
- Built-In Tackle Storage (Aft Port & Starboard)

### Hardware

- Engraved Transom Plate
- Fender Cleats Aft (2)
- Flush Mount Cleats
- Flush Mount Hinges & Latches & Deck Plates
- Heavy Duty Stainless Steel Bow & Stern Eyes
- Heavy Duty Stainless Steel Rub Rail
- Marine Grade Stainless Steel Hardware
- SS Bow Anchor Roller
- SS Rod Holders (12)
- Stainless Steel & Bronze Thru Hull Fittings
- Stainless Steel Propeller(s)
- Stainless Steel Split Low Profile Bow Rail

### Head

- Head Compartment Lighting
- Lockable Head Door
- Mirror

### Helm

- Large Dash Area (Capable of flush mounting 15" Screen)

### Plumbing

- Automatic Bilge Pump (2 - 2000 GPH Aft - 750 GPH Forward)
- Freshwater Showers (3) - (Transom, Leaning Post & Head)
- High Speed Livewell Pickup
- Raw Water Wash Down
- Self Bailing Cockpit (w/ (4) 2" Drains w/ Collector Box)
- Sink with Faucet (In Head)

### Seating

- Leaning Post w/ Flip Up Bolsters, Backrest w/ Rod Holders, Footrest & 2 Drawer Storage

### Storage

- Anchor Locker (Finished Fiberglass w/ Anchor Management System)
- Battery Storage (In Head)

### STANDARD FEATURES Boat

- 10 Micron Yamaha Fuel Filter / Water Separator w/ SS Base
- 6 Standard Hull Colors
- Boarding Ladder (4 step with grab handle)
- Built In Rigging Tubes (From Bilge to Helm)
- Carbon Fiber & Kevlar® Reinforced Deck & Hull
- Closed Cell Foam Flotation
- Cockpit Bolsters
- Cockpit Toe Rails
- Exclusive Dot Matrix Non-Skid
- Exclusive VDS Hull Design (Variable Deadrise Stepped Hull)
- Faucet at Sink
- Hydraulic Steering w/ Tilt Wheel & Power Knob
- In-Floor Fish Box (Insulated w/ Advanced Vacuum Pump, Non-Macerated)
- NBT Vinyl Protection (Stain Resistant Mildew Inhibitor UV Protector)
- Oversized Bilge Access

- Deluxe Walk In Console ( Lockable) w/ SS Port Light
- Downrigger Ball Holders (4)
- Footrest Console Storage
- In-Floor Storage - Bow (w/ Bucket Holder)
- Insulated - Fish Box in Floor Aft (320 qt.)
- Net Storage in Head
- Recessed Rod Storage - Port & Starboard
- Tackle Storage Port & Starboard
- Top Mounted Recessed Console Tackle Organizer
- Vanity Storage in Head

### OPTIONS

#### Boat Options

- Windlass w/ Polished Roller, SST Scuff Plate, Anchor, Rode & Chain
- Thru Hull Windlass System
- Deluxe Hard Top Upgrade (Powder Coated)
- Ladder Back Hard Top Upgrade (Powder Coated)
- T-Top / DLX Hard Top Enclosure (3 Piece)
- Bow Rod Holders
- CommandLink Plus (C Series Motors Only)
- Console & Leaning Post Covers
- Grand Slam Outriggers w/ 15' Poles
- Powder Coat for Hard Tops (B/W)
- Powder Coat for Standard T-Top, Bow Rails & Leaning Post (B/W)
- Power Assist Steering (Y) (Std on T300HP)
- Removable Bow Table
- Underwater LED Lights (3)
- VesselView 7" For Twins

#### Electrical Options

- Built-In 3 Bank Battery Charger w/ LED Readout
- Fusion Satellite Radio Upgrade
- Fusion Stereo w/ 4 Speakers & USB Port
- Fusion Transom Remote Control
- Garmin B60 Airmar Thru Hull Transducer w/o CHIRP
- Garmin B75M Airmar Thru Hull Transducer w/ CHIRP
- Garmin GPSMap 1040xs w/o Transducer
- Garmin GPSMap 7612xsv w/o Transducer
- Garmin GPSMap 7616xsv w/o Transducer
- Garmin Radar Cable & Power Cable 30'
- Remote Spot Light For Hard Top

#### Plumbing Options

- Electric Marine Head w/ Overboard Discharge
- Misting System (For Hard Top only)
- Porta Potti

#### Seating Options

- 58" Aft Folding Seat
- Bow Cushion Bottoms
- Bow Filler Cushion
- Forward Facing Bow Backrests
- LP6 (Capt. Chairs LP w/ 35 GAL LW, Footrest & 2 Drawer Storage)
- LP7 (Capt. Chairs LP w/ Footrest & Built-in Twin Tackle Stations)
- LP8 (Capt. Chairs Entertainment LP w/ Corian Counter Top & SS Drawers & Fridge)
- Rear Cooler Seat - 125 Qt. Yeti
- Upholstery Upgrade, White w/ Tan Accent

#### Optional Packages

- Cruise Package: Bow Cushions Bottoms, Stereo w/ Remote Control & USB Port, Satellite Radio Upgrade & Removable Bow Table

#### Engine Options

##### Yamaha

- Twin F250UCA
- Twin F300UCA

##### Mercury

- Twin 250XXL Verado
- Twin 300XXL Verado
- Twin 350XXL Verado

## 320 CC



- SailTech Foam Filled Fiberglass Stringer System
- SS Port Light (Head)
- Stainless Steering Wheel w/ Power Knob
- Transom Mounted Tool & Washdown Hose Holder
- Trim Tabs / High Performance / Heavy Duty w/ Indicator Switch & Built In Auto Retract Feature
- Two Door Access in Console for Wiring Access
- Walk Thru Transom Door w/ Wave Guard Step

### Bow

- Built in Low Profile Bow Rails
- Insulated Bow Fish Boxes w/ Overboard Drains (Twin 260 qt.)

### Electrical

- Accessory Switch Panel w/ Circuit Breakers
- Compass
- Electric Horn
- Full Digital Instrumentation
- Heavy Duty High Performance Trim Tabs w/ Indicators & Auto Retract Feature
- LED Interior Cockpit & Bilge Lighting
- LED Navigational Bow & Anchor Light
- VSR Battery Charging System
- 12 Volt DC Accessory Plug Plumbing
- Automatic Bilge Pump (2 - 2000 GPH Aft - 750 GPH Forward)
- Freshwater Showers (3) - Transom, Leaning Post & Head
- High Speed Livewell Pickup
- Raw Water Wash Down
- Self Bailing Cockpit (w/ (4) 2" Drains w/ Collector Box)
- Sink w/ Faucet (In Head)

### Fishing

- Baitwell w/ LED Lighting (30 gal. Transom)
- Baitwell w/ LED Lighting (35 gal. Leaning Post)

### Hardware

- Engraved Transom Plate
- Fender Cleats Aft (2)
- Flush Mount Hinges & Latches & Deck Plates
- Heavy Duty Stainless Steel Bow & Stern Eyes
- Heavy Duty Stainless Steel Rub Rail
- Marine Grade Stainless Steel Hardware
- SS Rod Holders (7)
- Stainless Steel & Bronze Thru Hull Fittings
- Stainless Steel Propeller(s)
- Stainless Steel Powder Coated Split Low Profile Bow Rail

### Head

- Head Compartment Lighting
- Lockable Head Door
- Mirror

### Helm

- Large Dash Area (Capable of flush mounting 15" Screen)

### Seating

- Leaning Post w/ Flip Up Bolsters, Backrest w/ Rod Holders, Footrest & 2 Drawer Storage

### Storage

- Anchor Locker (Finished Fiberglass w/ Anchor Management System)
- Battery Storage (In Head)
- Deluxe Walk In Console ( Lockable) w/ SS Port Light
- Downrigger Ball Holders (4)
- Footrest Console Storage
- In-Floor Storage - Bow (w/ Bucket Holder)
- Net Storage in Head & Cockpit
- Recessed Rod Storage - Port & Starboard
- Top Mounted Recessed Console Tackle Organizer
- Vanity Storage in Head

### OPTIONS

- Boat Options
- Bow Rod Holders

- CommandLink Plus (C Series Motors Only)
- Console & Leaning Post Covers
- Grand Slam Outriggers w/ 15' Poles
- Polished Anchor Roller & SST Scuff Plate
- Thru Hull Windlass System
- Power Assist Steering (Y) (Std on T300HP)
- Powder Coat for O.T.P. (B/W)
- Removable Bow Table
- T-Top / DLX Hard Top Enclosure (3 Piece)
- T-Top w/ PFD Storage & LED Lights
- Underwater LED Lights (3)
- VesselView 7" For Twins
- Windlass w/ Polished Roller, SST Scuff Plate, Anchor, Rode & Chain

### Electrical Options

- Built-In 3 Bank Battery Charger w/ LED Readout
- Fusion Satellite Radio Upgrade
- Fusion Stereo w/ 4 Speakers & USB Port
- Fusion Transom Remote Control
- Garmin B60 Airmar Thru Hull Transducer w/o CHIRP
- Garmin B75M Airmar Thru Hull Transducer w/ CHIRP
- Garmin GPSMap 1040xs w/o Transducer
- Garmin GPSMap 7612xsv w/o Transducer
- Garmin GPSMap 7616xsv w/o Transducer
- Garmin Radar Cable & Power Cable 30'
- Remote Spot Light For Hard Top

### Hardware Options

- Ski Tow Bar (Retractable)

### Plumbing Options

- Electric Marine Head w/ Overboard Discharge
- Misting System (For Hard Top only)
- Porta Potti w/ Cabinet

### Seating Options

- 40" Aft Folding Seat
- Bow Cushion Bolsters
- Bow Cushion Bottoms
- Bow Filler Cushion
- Forward Facing Bow Backrests
- LP2 (Leaning Post w/ Rod Holders & Removable Backrest)
- LP6 (Capt. Chairs LP w/ 35 GAL LW, Footrest & 2 Drawer Storage)
- LP7 (Capt. Chairs LP w/ Footrest & Built-in Twin Tackle Stations)
- LP8 (Capt. Chairs Entertainment LP w/ Corian Counter Top & SS Drawers & Fridge)
- Rear Cooler Seat - 75 Qt. Yeti
- Rear Jump Seats
- Upholstery Upgrade, White w/ Tan Accent

### Optional Packages

- Comfort Package: Rear Jump Seats, Bow Cushion Bottoms & Bow Bolsters
- Entertainment Package: Ski Tow Bar, Removable Bow Table, Stereo w/ Satellite Radio Upgrade w/ USB Port & Underwater LED Lights (3)
- Offshore Tournament Pack: T-Top, Flush Mount Cleats & Bow Light, Transom Rod Holders
- Offshore Tournament Pack II: Deluxe Hard Top P.C., Flush Mount Cleats & Bow Light, Transom Rod Holders
- Offshore Tournament Pack III: Ladder Back Hard Top P.C., Flush Mount Cleats & Bow Light, Transom Rod Holders
- Powder Coat for O.T.P. II or III (B/W)

### Engine Options

#### Yamaha

- Twin F250XCA
- Twin F300XCA

#### Mercury

- Twin 250XL Verado
- Twin 300XL Verado

# FEATURES OPTIONS

## 270 CC



- Two Door Access in Console for Wiring Access
- Walk Thru Transom Door w/ Wave Guard Step Bow
- Built in Low Profile Bow Rails
- Insulated Bow Fish Boxes w/ Overboard Drains (Twin 260 qt.)

### Electrical

- Accessory Switch Panel w/ Circuit Breakers
- Compass
- Electric Horn
- Full Digital Instrumentation
- Heavy Duty High Performance Trim Tabs w/ Indicators & Auto Retract Feature
- LED Interior Cockpit & Bilge Lighting
- LED Navigational Bow & Anchor Light
- VSR Battery Charging System
- 12 Volt DC Accessory Plug

### Fishing

- Baitwell w/ LED Lighting (30 gal. Transom)

### Hardware

- Engraved Transom Plate
- Fender Cleats Aft (2)
- Flush Mount Hinges, Latches & Deck Plates
- Heavy Duty Stainless Steel Bow & Stern Eyes
- Heavy Duty Stainless Steel Rub Rail
- Marine Grade Stainless Steel Hardware
- SS Rod Holders (6)
- Stainless Steel & Bronze Thru Hull Fittings
- Stainless Steel Propeller(s)
- Stainless Steel Split Low Profile Bow Rail
- Wind Screen w/ Stainless Steel Grab Rail

### Head

- Head Compartment Lighting
- Lockable Head Door
- Mirror
- SS Port Light

### Helm

- Large Dash Area (Capable of flush mounting 15" Screen)

### Plumbing

- Automatic Bilge Pump (2000 GPH Aft & 750 GPH Forward)
- Freshwater Showers (2) - Transom

### Head

- High Speed Livewell Pickup
- Raw Water Wash Down
- Self Bailing Cockpit
- Sink w/ Faucet (In Head)

### Seating

- Captain's Chairs w/ Removable Cushions (2)
- Forward Helm Cooler Seat - Removable Storage
- Anchor Locker (Finished Fiberglass w/ Anchor Management System)
- Battery Storage (In Head)
- Deluxe Walk In Console (Lockable) w/ SS Port Light
- Downrigger Ball Holders (4)
- Footrest Console Storage
- In-Floor Storage Bow (w/ Bucket Holder)
- Recessed Rod Storage - Port & Starboard

### OPTIONS

#### Boat Options

- Polished Anchor Roller & SST Scuff Plate
- Windlass w/ Polished Roller, SST Scuff Plate, Anchor, Rode & Chain
- Thru Hull Windlass System
- T-Top w/ PFD Storage & LED Lights
- T-Top / DLX Hard Top Enclosure (3 Piece)
- Bow Rod Holders
- CommandLink Plus (C Series Motors Only)
- Console & Leaning Post Covers
- Console Top Tackle Organizer (CTO)

- Grand Slam Outriggers w/ 15' Poles
- Netting Package
- Powder Coat for O.T.P. (B/W)
- Power Assist Steering (Standard w/ Verado's)
- Removable Bow Table
- Underwater LED Lights (3)
- VesselView 7" For Twins

### Electrical Options

- Built In 3 Bank Battery Charger w/ LED Readout
- Fusion Satellite Radio Upgrade
- Fusion Stereo w/ 4 Speakers & USB Port
- Fusion Transom Remote Control
- Garmin B60 Airmar Thru Hull Transducer w/o CHIRP
- Garmin B75M Airmar Thru Hull Transducer w/ CHIRP
- Garmin GPSMap 1040xs w/o Transducer
- Garmin GPSMap 7612xsv w/o Transducer
- Garmin GPSMap 7616xsv w/o Transducer
- Garmin Radar Cable & Power Cable 30'
- Remote Spot Light For Hard Top

### Hardware Options

- Ski Tow Bar (Retractable)

### Plumbing Options

- Electric Marine Head w/ Overboard Discharge
- Misting System (For Hard Top only)
- Porta Potti

### Seating Options

- 40" Aft Folding Seat
- Bow Cushion Bolsters
- Bow Cushion Bottoms
- Bow Filler Cushion
- Forward Facing Bow Backrests
- LP2 (Leaning Post w/ Rod Holders & Removable Backrest)
- LP5 (LP w/ 35 GAL LW, Backrest, Footrest & 2 Drawer Storage)
- LP6 (Capt. Chairs LP w/35 GAL LW, Footrest & 2 Drawer Storage)
- LP7 (Capt. Chairs LP w/ Footrest & Built-in Twin Tackle Stations)
- LP8 (Capt. Chairs Entertainment LP w/ Corian Counter Top & SS Drawers & Fridge)
- Rear Cooler Seat - 75 Qt. Yeti
- Rear Jump Seats
- Upholstery Upgrade, White w/ Tan Accent

### Optional Packages

- Comfort Package: Rear Jump Seats, Bow Cushion Bottoms & Bow Bolsters
- Entertainment Package: Ski Tow Bar, Removable Bow Table, Stereo w/ Satellite Radio Upgrade w/ USB Port & Underwater LED Lights (3)
- Offshore Tournament Pack: T-Top, Vanity Storage, Flush Mount Cleats & Bow Light, Transom Rod Holders
- Offshore Tournament Pack I: Hard Top P.C., Vanity Storage, Flush Mount Cleats & Bow Light, Transom Rod Holders
- Offshore Tournament Pack II: Deluxe Hard Top P.C., Vanity Storage, Flush Mount Cleats & Bow Light, Transom Rod Holders
- Offshore Tournament Pack III: Ladder Back Hard Top P.C., Vanity Storage, Flush Mount Cleats & Bow Light, Transom Rod Holders
- Powder Coat for O.T.P. I, II or III (B/W)

### Engine Options

#### Yamaha

- Twin F150XB
- Twin F200XB
- Twin F200XCA

#### Mercury

- Twin 150XL
- Twin 200XL Verado

## 240 CC



- SST Port Light (Head)
- SST Steering Wheel w/ Power Knob
- Transom Mounted Tool & Washdown Hose Holder
- Two Door Access in Console for Wiring Access
- Walk Thru Transom Door w/ Wave Guard Step

### Bow

- Built in Low Profile Bow Rails
- Insulated Bow Fish Boxes w/ Overboard Drains (Twin 260 qt.)

### Electrical

- Accessory Switch Panel w/ Circuit Breakers
- Compass
- Electric Horn
- Full Digital Instrumentation
- LED Interior Cockpit & Bilge Lighting
- LED Navigational Bow & Anchor Light
- VSR Battery Charging System
- 12 Volt DC Accessory Plug

### Hardware

- Engraved Transom Plate
- Fender Cleats Aft (2)
- Flush Mount Hinges & Latches & Deck Plates
- Heavy Duty SST Bow & Stern Eyes
- Heavy Duty SST Rub Rail
- Marine Grade SST Hardware
- SST Rod Holders (6)
- SST & Bronze Thru Hull Fittings
- SST Propeller(s)
- SST Split Low Profile Bow Rail
- Wind Screen with SST Grab Rail

### Head

- Head Compartment Lighting
- Lockable Head Door
- Mirror

### Helm

- Large Dash Area (Capable of flush mounting 15" Screen)

### Fishing

- Baitwell w/ LED Lighting (30 gal. Transom)

### Plumbing

- Automatic Bilge Pump (2000 GPH Aft & 750 GPH Forward)
- Freshwater Showers (2) - (Transom & Head)
- High Speed Livewell Pickup
- Raw Water Washdown
- Self Bailing Cockpit
- Sink with Faucet (In Head)

### Seating

- Captain's Chairs w/ Removable Cushions (2)
- Forward Helm Seating

### Storage

- Anchor Locker (Finished Fiberglass w/ Anchor Management System)
- Battery Storage (In Head)
- Deluxe Walk In Console (Lockable) w/ SST Port Light
- Footrest Console Storage
- In-Floor Storage Bow (w/ Bucket Holder)
- Recessed Rod Storage - Port & Starboard

### OPTIONS

#### Boat Options

- T-Top w/ PFD Storage & LED Lights
- Underwater LED Lights (3)
- Bow Rod Holders
- Grand Slam Outriggers w/ 15' Poles
- CommandLink Plus
- VesselView 7" For Single Engine
- VesselView 7" For Twins
- Console & Leaning Post Covers

- Polished Anchor Roller & SST Scuff Plate
- Windlass w/ Polished Roller, SST Scuff Plate, Anchor, Rode & Chain
- Power Assist Steering (Y)
- Power Assist Steering (M)
- Trim Tabs w/ Indicator Switch & Built in Retractor
- Powder Coat for O.T.P. (B/W)
- Console Top Tackle Organizer (CTO)
- T-Top Enclosure (3 Piece)
- Removable Bow Table
- Netting Package

### Electrical Options

- Built-In 3 Bank Battery Charger w/ LED Readout
- Fusion Satellite Radio Upgrade
- Fusion Stereo w/ 4 Speakers & USB Port
- Fusion Transom Remote Control
- Garmin B60 Airmar Thru Hull Transducer w/o CHIRP
- Garmin B75M Airmar Thru Hull Transducer w/ CHIRP
- Garmin GPSMap 1040xs w/o Transducer
- Garmin GPSMap 7612xsv w/o Transducer

### Hardware Options

- Ski Tow Bar (Retractable)

### Plumbing Options

- Electric Marine Head w/ Overboard Discharge
- Misting System (For Hard Top only)
- Porta Potti

### Seating Options

- LP4 (White Fiberglass LP w/ cooler & Backrest)
- Bow Cushion Bottoms
- Bow Cushion Bolsters
- Bow Filler Cushion
- Rear Jump Seats
- Forward Facing Bow Backrests
- LP2 (Leaning Post w/ Rod Holders & Removable Backrest)
- Upholstery Upgrade, White w/ Tan Accent

### Optional Packages

- Comfort Package: Rear Jump Seats, Bow Cushion Bottoms & Bow Bolsters
- Entertainment Package: Ski Tow Bar, Removable Bow Table, Stereo w/ Satellite Radio Upgrade w/ USB Port & Underwater LED Lights (3)
- Offshore Tournament Pack: T-Top w/Weblon, Vanity Storage, Flush Mount Cleats & Bow Light, Transom Rod Holders
- Offshore Tournament Pack I: Hard Top P.C., Vanity Storage, Flush Mount Cleats & Bow Light, Transom Rod Holders
- Powder Coat for O.T.P. I (B/W)

### Engine Options

#### Yamaha

- F300UCA
- Twin F115XB
- Twin F150XB

#### Mercury

- Twin 150XL
- 300XXL Verado

### STANDARD FEATURES

#### Boat

- 10 Micron Yamaha Fuel Filter / Water Separator w/ SS Base
- Boarding Ladder (4 step with grab handle)
- Built In Rigging Tubes (From Bilge to Helm)
- Carbon Fiber & Kevlar® Reinforced Deck & Hull
- Closed Cell Foam Flotation
- Cockpit Bolsters
- Cockpit Toe Rails
- Exclusive Dot Matrix Non-Skid
- Exclusive VDS Hull Design (Variable Deadrise Stepped Hull)
- Hydraulic Steering w/ Tilt Wheel & Power Knob
- NBT Vinyl Protection (Stain Resistant Mildew Inhibitor UV Protector)
- Oversized Bilge Access
- Recessed SS Cup Holders (11)
- SailTech Composite Full Length Transom
- SailTech Foam Filled Fiberglass Stringer System
- Stainless Steering Wheel w/ Power Knob
- Transom Mounted Tool & Washdown Hose Holder

### STANDARD FEATURES

#### Boat

- 10 Micron Yamaha Fuel Filter / Water Separator w/ SST Base
- Boarding Ladder (4 step with grab handle)
- Built In Rigging Tubes (From Bilge to Helm)
- Carbon Fiber & Kevlar® Reinforced Deck & Hull
- Closed Cell Foam Flotation
- Cockpit Bolsters
- Cockpit Toe Rails
- Exclusive Dot Matrix Non-Skid
- Exclusive VDS Hull Design (Variable Deadrise Stepped Hull)
- Hydraulic Steering w/ Tilt Wheel & Power Knob
- NBT Vinyl Protection (Stain Resistant Mildew Inhibitor UV Protector)
- Oversized Bilge Access
- Pull Out Transom Shower
- Recessed SST Cup Holders (11)
- SailTech Composite Full Length Transom
- SailTech Foam Filled Fiberglass Stringer System

## 220 CC



### Bow

- Built in Low Profile Bow Rails
- Insulated Bow Fish Boxes w/ Overboard Drains (Twin 224 qt.)

### Electrical

- Accessory Switch Panel w/ Circuit Breakers
- Compass
- Dual Battery Switch
- Electric Horn
- Full Digital Instrumentation
- LED Interior Cockpit & Bilge Lighting
- LED Navigational Bow & Anchor Light
- Trim Tabs w/ Indicator Switch & Built in Retractor
- 12 Volt DC Accessory Plug

### Fishing

- Baitwell w/ LED Lighting (25 gal. Transom)
- Built-In Tackle Storage (Aft Under Transom Door)

### Hardware

- Engraved Transom Plate
- Fender Cleats Aft (2)
- Flush Mount Hinges & Latches & Deck Plates
- Heavy Duty Stainless Steel Bow & Stern Eyes
- Heavy Duty Stainless Steel Rub Rail
- Marine Grade Stainless Steel Hardware
- SS Rod Holders (6)
- Stainless Steel & Bronze Thru Hull Fittings
- Stainless Steel Propeller(s)
- Stainless Steel Split Low Profile Bow Rail
- Wind Screen with Stainless Steel Grab Rail

### Head

- Head Compartment Lighting
- Lockable Head Door
- Mirror

### Helm

- Large Dash Area (Capable of flush mounting 8" Screen)

### Plumbing

- Automatic Bilge Pump (2000 GPH)
- Freshwater Shower (Transom)
- High Speed Livewell Pickup
- Raw Water Washdown
- Self Bailing Cockpit

### Seating

- Captain's Chairs w/ Removable Cushions (2)
- Forward Helm Seating

### Storage

- Battery Storage (Bilge Compartment)
- Deluxe Walk In Console (Lockable) w/ SS Port Light
- Footrest Console Storage
- Recessed Rod Storage - Port & Starboard

### OPTIONS

#### Boat Options

- Console & Leaning Post Covers
- T-Top w/ PFD Storage & LED Lights
- Powder Coated Bow Rails, LP & Top Frame (White)
- CommandLink Plus (C Series Motors Only)
- T-Top Enclosure (3 Piece)
- Powder Coated Bow Rails, LP & Top Frame (Black)
- Netting Package
- Console Top Tackle Organizer (CTO)
- Removable Bow Table
- Underwater LED Lights (2)
- VesselView 7" for Single Engine

### Electrical Options

- Garmin GPSMap 741xs w/o Transducer
- Garmin GPSMap 840xs w/o Transducer
- Garmin B75M Airmar Thru Hull Transducer w/ CHIRP
- Garmin B60 Airmar Thru Hull Transducer w/o CHIRP
- Fusion Stereo w/ 4 Speakers & USB Port
- Fusion Transom Remote Control
- Fusion Satellite Radio Upgrade
- Built-In 2 Bank Battery Charger

### Hardware Options

- Ski Tow Bar (Retractable) Plumbing Options
- Porta Potti

### Seating Options

- LP2 (Leaning Post w/ Rod Holders & Removable Backrest)
- Bow Cushion Bottoms
- Bow Cushion Bolsters
- Bow Filler Cushion
- Rear Jump Seats
- Forward Facing Bow Backrests
- Upholstery Upgrade, White w/ Tan Accent

### Optional Packages

- Comfort Package: Rear Jump Seats, Bow Cushion Bottoms & Bow Bolsters
- Entertainment Package: (Ski Tow Bar, Removable Bow Table & Stereo w/ Satellite Radio w/ USB Port & Underwater LED Lights (2))
- Offshore Tournament Pack: T-Top w/ Weblon, Flush Mount Cleats, Flush Mounted Bow Light & Transom Rod Holders

### Engine Options

- Yamaha**
- F150XB
- F200XB
- F200XCA
- Mercury**
- 150XL
- 200XL Verado

## 220 EXP



- NBT Vinyl Protection (Stain Resistant Mildew Inhibitor UV Protector)
- Oversized Bilge Access
- Power Assist Steering
- Pull Out Shower in Head
- Pull Out Transom Shower
- Recessed SST Cup Holders (6)
- SailTech Composite Full Length Transom
- SailTech Foam Filled Fiberglass Stringer System
- Stainless Steering Wheel w/ Power Knob
- Walk Thru Transom Door with Wave Guard Step
- Windlass w/ SST Polished Anchor Roller, SST Polished Scuff Plate, SST Polished Anchor, Rode and Chain

### Cabin Amenities

- Cabin V-Berth Cushions and Filler Cushions
- Flip Up Bunk Beds
- Fresh Water Marine Head w/ Holding Tank & Pump Out & Overboard Discharge
- Hot Point Stove / Sink / Freshwater / Table / Microwave
- Midship Berth
- Stand-up Head Compartment

### Electrical

- Accessory Switch Panel w/ Circuit Breakers
- Cabin Lighting
- Compass
- Electric Horn
- Full Digital Instrumentation
- Heavy Duty High Performance Trim Tabs with Indicators & Auto Retract Feature
- LED Interior Cockpit & Bilge Lighting
- LED Navigational Bow & Anchor Light
- Remote Control For Stereo at Helm
- Shore Power w/ Built-In Battery Charger
- Stereo (Bluetooth Capable, Satellite Ready, AM/ FM w/4 Speakers
- Trim Tabs / High Performance / Heavy Duty w/ Indicator Switch & Built In Auto Retract Feature
- VSR Battery Charging System
- Windshield Wipers (Pair)
- 12 Volt DC Accessory Plug

### Fishing

- Baitwell w/ LED Lighting (30 gal. Transom)
- Built-In Tackle Storage (Midship)

### Hardware

- Engraved Transom Plate
- Fender Cleats Aft (2)
- Flush Mount Cleats
- Flush Mount Hinges and Latches & Deck Plates
- Heavy Duty Stainless Steel Bow & Stern Eyes
- Heavy Duty Stainless Steel Rub Rail
- Marine Grade Stainless Steel Hardware
- SS Rod Holders (10)
- Stainless Steel & Bronze Thru Hull Fittings
- Stainless Steel Full Bow Rail
- Stainless Steel Propeller(s)

### Head

- Finished Fiberglass Head
- Head Compartment Lighting
- Lockable Head Door
- Mirror

### Helm

- Large Dash Area (Capable of flush mounting 15" Screen)

### Plumbing

- Automatic Bilge Pump (2 - 2000 GPH Aft - 750 GPH Forward)
- Freshwater Showers (2) - Transom & Head
- High Speed Livewell Pickup
- Raw Water Wash Down
- Self Bailing Cockpit (w/ (4) 2" Drains w/ Collector Box)
- Sink with Faucet (In Cabin)

### Seating

- Oversized Captain's Chair With Flip Up Bolster
- Passenger Lounge Seat

### Storage

- Battery Storage (Bilge Compartment)
- Recessed Rod Storage - Port & Starboard
- Storage Center w/ Pull Out Drawers
- Tackle Storage Port & Starboard

### OPTIONS

#### Boat Options

- Air Conditioning / Heat & Air
- CommandLink Plus (C Series Motors Only)
- Generator EFI 5KW
- Underwater LED Lights (3)
- VesselView 7" for Twins

#### Electrical Options

- Fusion Satellite Radio Upgrade
- Garmin B60 Airmar Thru Hull Transducer w/o CHIRP
- Garmin B75M Airmar Thru Hull Transducer w/ CHIRP
- Garmin GPSMap 1040xs w/o Transducer
- Garmin GPSMap 7612xsv w/o Transducer
- Garmin Radar Cable & Power Cable 30'

#### Seating Options

- 58" Aft Folding Seat
- Rear Cooler Seat - 125 Qt. Yeti

#### Optional Packages

- Over Night Package: Generator EFI 5KW & Air Conditioner
- Pilot House Package: Hard Top w/ Hard Frame Windshield w/ Wipers, Window Defroster & Back Drop Curtains

#### Engine Options

- Yamaha**
- Twin F250UCA
- Twin F300UCA
- Mercury**
- Twin 250XXL Verado
- Twin 300XXL Verado
- Twin 350XXL Verado

### STANDARD FEATURES

#### Boat

- 10 Micron Yamaha Fuel Filter / Water Separator w/ SS Base
- Anchor Locker
- Boarding Ladder (3 step)
- Built In Rigging Tubes (From Bilge to Helm)
- Carbon Fiber & Kevlar® Reinforced Deck & Hull
- Closed Cell Foam Flotation
- Cockpit Bolsters
- Exclusive Dot Matrix Non-Skid
- Exclusive VDS Hull Design (Variable Deadrise Stepped Hull)
- Hydraulic Steering w/ Tilt Wheel & Power Knob
- NBT Vinyl Protection (Stain Resistant Mildew Inhibitor UV Protector)
- Recessed SST Cup Holders (8)
- SailTech Composite Full Length Transom
- SailTech Foam Filled Fiberglass Stringer System
- Stainless Steering Wheel w/ Power Knob
- Walk Thru Transom Door w/ Wave Guard Step

### STANDARD FEATURES

#### Boat

- 10 Micron Yamaha Fuel Filter / Water Separator w/ SS Base
- 6 Standard Hull Colors
- Boarding Ladder (4 step with grab handle)
- Built In Rigging Tubes (From Bilge to Helm)
- Carbon Fiber & Kevlar® Reinforced Deck & Hull
- Closed Cell Foam Flotation
- Cockpit Bolsters
- Exclusive Dot Matrix Non-Skid
- Exclusive VDS Hull Design (Variable Deadrise Stepped Hull)
- Faucet at Sink
- Full Hull Color
- Hard Top w/ Storage, Lights & Rod Holders
- Hydraulic Steering w/ Tilt Wheel & Power Knob
- In-Floor Fish Boxes (Insulated w/ Advanced Vacuum Pump, Non-Macerated)

# FEATURES OPTIONS

## 270 WAC



### STANDARD FEATURES

- Boat
- 10 Micron Yamaha Fuel Filter / Water Separator w/ SS Base
- 6 Standard Hull Colors
- Boarding Ladder (4 step with grab handle)
- Built In Rigging Tubes (From Bilge to Helm)
- Carbon Fiber & Kevlar® Reinforced Deck & Hull
- Closed Cell Foam Flotation
- Cockpit Bolsters
- Cockpit Toe Rails
- Exclusive Dot Matrix Non-Skid
- Exclusive VDS Hull Design (Variable Deadrise Stepped Hull)
- Full Hull Color
- Hydraulic Steering w/ Tilt Wheel & Power Knob
- NBT Vinyl Protection (Stain Resistant Mildew Inhibitor UV Protector)
- Oversized Bilge Access
- Recessed SST Cup Holders (6)

- SailTech Composite Full Length Transom
- SailTech Foam Filled Fiberglass Stringer System
- Stainless Steering Wheel w/ Power Knob
- Transom Mounted Tool & Washdown Hose Holder
- Walk Thru Transom Door w/ Wave Guard Step
- Cabin Amenities
- Cabin Butane Stove / Sink / Freshwater / Table
- Cabin V-Berth Cushions & Filler Cushions
- Stand-up Head Compartment

### Electrical

- Accessory Switch Panel w/ Circuit Breakers
- Cabin Lighting
- Compass
- Electric Horn
- Full Digital Instrumentation
- Heavy Duty High Performance Trim Tabs w/ Indicators & Auto Retract Feature
- LED Interior Cockpit & Bilge Lighting
- LED Navigational Bow & Anchor Light
- Remote Control for Stereo at Helm
- Stereo (Bluetooth Capable, Satellite Ready, AM/ FM w/4 Speakers
- VSR Battery Charging System
- 12 Volt DC Accessory Plug

### Fishing

- Baitwell w/ LED Lighting (30 gal. Transom)
- Built-In Tackle Storage (Midship)

### Hardware

- Engraved Transom Plate
- Fender Cleats Aft (2)
- Flush Mount Cleats
- Flush Mount Hinges and Latches & Deck Plates
- Heavy Duty Stainless Steel Bow & Stern Eyes
- Heavy Duty Stainless Steel Rub Rail
- Marine Grade Stainless Steel

### Hardware

- SS Rod Holders (6)
- Stainless Steel & Bronze Thru Hull Fittings
- Stainless Steel Full Bow Rail
- Stainless Steel Propeller(s)

### Head

- Finished Fiberglass Head
- Head Compartment Lighting
- Lockable Head Door
- Mirror

### Helm

- Large Dash Area (Capable of flush mounting 12" Screen)

### Plumbing

- Automatic Bilge Pump (2000 GPH Aft & 750 GPH Forward)
- Freshwater Showers (3) - Transom, Sink and Cabin
- High Speed Livewell Pickup
- Porta Potti
- Raw Water Wash Down
- Self Bailing Cockpit
- Sink with Faucet (In Cabin)
- Faucet at Sink
- Pull Out Shower in Head
- Pull Out Transom Shower

### Seating

- Captain's Chair Foot Rests
- Captain's Chairs
- Deluxe Passenger Chair

### Storage

- Anchor Locker (w/ Bow Roller)
- Battery Storage (Bilge Compartment)
- Insulated -Fish Box with Overboard Drains (Midship)
- Recessed Rod Storage - Port & Starboard
- Storage Center w/ Pull Out Drawers

### OPTIONS

#### Electrical Options

- Fusion Satellite Radio Upgrade
- Garmin B60 Airmar Thru Hull Transducer w/o CHIRP
- Garmin B75M Airmar Thru Hull Transducer w/ CHIRP
- Garmin GPSMap 1040xs w/o Transducer
- Garmin GPSMap 7612xsv w/o Transducer
- Garmin Radar Cable & Power Cable 30'

#### Plumbing Options

- Electric Marine Head w/ Overboard Discharge

#### Hardware Options

- Ski Tow Bar (Retractable) Boat Options
- Polished Anchor Roller & SST Scuff Plate
- Windlass w/ Polished Roller, SST Scuff Plate, Anchor, Rode & Chain
- CommandLink Plus (C Series Motors Only)
- Grand Slam Outriggers w/ 15' Poles (N/A on Pilot House)
- Power Assist Steering (Standard w/ Verado's)
- Remote Spot Light for Hard Top
- Shore Power w/ Built-in Battery Charger
- Underwater LED Lights (3)
- VesselView 4" for Twins
- Windshield Wipers (pair)

#### Cabin Options

- 12 Volt Refrigerator
- Air Conditioning / Heat & Air
- Hot Water Heater

#### Seating Options

- 40" Aft Folding Seat
- Port Side Lounge Seating
- Rear Cooler Seat - 75 Qt. Yeti
- Rear Jump Seats

#### Optional Packages

- Cruise Package: Rear Jump Seat, Rear Cooler Seat & Satellite Radio Upgrade
- Pilot House Package: Hard Top P.C., w/ Hard Frame Windshield w/ Wipers, Window Defroster & Back Drop Curtains
- Power Package: Shore Power, Built-In Battery Charger, Refrigerator & Microwave
- Tournament Package: Hard Top, P.C., w/ Built-In Radio Box & 2nd Tackle Organizer

#### Engine Options

- Yamaha**
- F150XB
- F200XB
- F200XCA
- Mercury**
- 150XL
- 200XL Verado

## 240 WAC



### STANDARD FEATURES

- Boat
- 10 Micron Yamaha Fuel Filter / Water Separator w/ SS Base
- Anchor Locker (w/ Bow Roller)
- Boarding Ladder (4 step w/ grab handle)
- Built In Rigging Tubes (From Bilge to Helm)
- Carbon Fiber & Kevlar® Reinforced Deck & Hull
- Closed Cell Foam Flotation
- Cockpit Bolsters
- Exclusive Dot Matrix Non-Skid
- Exclusive VDS Hull Design (Variable Deadrise Stepped Hull)
- Faucet at Sink
- Hydraulic Steering w/ Tilt Wheel & Power Knob
- In-Floor Fish Box (w/ Advanced Vacuum Pump, Non-Macerated (2))
- NBT Vinyl Protection (Stain Resistant Mildew Inhibitor UV Protector)

- Oversized Bilge Access
- Pull Out Transom Shower
- Recessed Rod Storage - Port & Starboard
- Recessed SST Cup Holders(6)
- SailTech Composite Full Length Transom
- SailTech Foam Filled Fiberglass Stringer System
- Stainless Steering Wheel w/ Power Knob
- Transom Mounted Tool & Washdown Hose Holder
- Walk Thru Transom Door w/ Wave Guard Step

### Cabin Amenities

- Mirror
- Cabin Butane Stove / Sink / Freshwater / Table
- Cabin V-Berth Cushions

### Electrical

- 12 Volt DC Accessory Plug
- Accessory Switch Panel w/ Circuit Breakers
- Cabin Lighting
- Compass
- Electric Horn
- Full Digital Instrumentation
- LED Interior Cockpit & Bilge Lighting
- LED Navigational Bow & Anchor Light
- Remote Control For Stereo at Helm
- Stereo (Bluetooth Capable, Satellite Ready, AM/ FM w/4 Speakers
- Trim Tabs w/ Indicator Switch & Built In Auto Retract Feature
- VSR Battery Charging System

### Fishing

- Baitwell w/ LED Lighting 30 gal. Transom
- Built-In Tackle Storage (Midship)

### Hardware

- Bow Anchor Roller
- Engraved Transom Plate
- Fender Cleats Aft (2)
- Flush Mount Hinges & Latches & Deck Plates
- Heavy Duty Stainless Steel Bow & Stern Eyes
- Heavy Duty Stainless Steel Rub Rail
- Marine Grade Stainless Steel Hardware
- SS Rod Holders (5)
- Stainless Steel & Bronze Thru Hull Fittings
- Stainless Steel Full Bow Rail
- Stainless Steel Propeller(s)

### Helm

- Large Dash Area (Capable of flush mounting 12" Screen)

### Plumbing

- Automatic Bilge Pump (2000 GPH Aft and 750 GPH Forward)
- Freshwater Showers Transom And Cabin
- High Speed Livewell Pickup
- Porta Potti
- Raw Water Wash Down
- Self Bailing Cockpit
- Sink w/ Faucet (In Cabin)

### Seating

- Captain's Chair Foot Rests
- Captain's Chairs w/ Removable Cushions (2)

### OPTIONS

#### Boat Options

- Windlass w/ Polished Roller, SST Scuff Plate, Anchor, Rode & Chain
- Polished SST Anchor Scuff Plate
- CommandLink Plus (C Series Motors Only)
- Power Assist Steering (M) (Standard w/ Verado's)

- Power Assist Steering (Y)
- Remote Spot Light for Hard Top
- SSI Tackle Station (Additional)
- Trim Tabs w/ Indicator Switch & Built in Retractor
- Underwater LED Lights (3)
- VesselView 7" for Single Engine
- VesselView 7" for Twins
- Windshield Wipers (pair)

#### Electrical Options

- Built-In 3 Bank Battery Charger w/ LED Readout
- Fusion Satellite Radio Upgrade
- Garmin B60 Airmar Thru Hull Transducer w/o CHIRP
- Garmin B75M Airmar Thru Hull Transducer w/ CHIRP
- Garmin GPSMap 1040xs w/o Transducer

#### Hardware

- Ski Tow Bar (Retractable)

#### Plumbing Options

- Porta Potti

#### Seating Options

- Rear Jump Seats
- 40" Aft Folding Seat
- Rear Cooler Seat - 75 Qt. Yeti

#### Optional Packages

- Cruise Package: Rear Jump Seats, Rear Cooler Seat & Cabin Table w/ Pedestal & Cushion
- Tournament Package: Hard Top w/ Built-In Radio Box, Flush Mount Cleats & Transom Rod Holders
- Pilot House Package: Hard Top w/ Hard Frame Windshield w/ Wipers, Window Defroster & Back Drop Curtains

#### Engine Options

- Yamaha**
- F300UCA
- F150XB
- Mercury**
- 150XL
- 300XXL Verado

## 220 WAC



### Electrical

- Accessory Switch Panel w/Circuit Breakers
- Cabin Lighting
- Compass
- Dual Battery Switch
- Electric Horn
- Full Digital Instrumentation
- LED Interior Cockpit & Bilge Lighting
- LED Navigational Bow & Anchor Light
- Remote Control For Stereo at Helm
- Stereo (Bluetooth Capable, Satellite Ready, AM/FM w/ 4 Speakers)
- Trim Tabs w/ Indicator Switch & Built In Auto Retract Feature
- 12 Volt DC Accessory Plug

### Fishing

- Baitwell w/ LED Lighting 25 gal. Transom
- Built-In Tackle Storage (Aft Under Transom Door)

### Hardware

- Bow Anchor Roller
- Engraved Transom Plate
- Fender Cleats Aft (2)
- Flush Mount Hinges and Latches & Deck Plates
- Heavy Duty Stainless Steel Bow & Stern Eyes
- Heavy Duty Stainless Steel Rub Rail
- Marine Grade Stainless Steel Hardware
- SS Rod Holders (4)
- Stainless Steel & Bronze Thru Hull Fittings
- Stainless Steel Full Bow Rail
- Stainless Steel Propeller(s)

### Helm

- Large Dash Area (Capable of flush mounting 10" Screen)

### Plumbing

- Automatic Bilge Pump (2000 GPH)
- Freshwater Showers (2) - Transom & Cabin
- High Speed Livewell Pickup
- Porta Potti
- Raw Water Wash Down
- Self Bailing Cockpit
- Sink w/ Faucet (In Cabin)

### Storage

- Anchor Locker (w/ Bow Roller)
- Battery Storage (Bilge Compartment)
- Insulated - Fish Box / Storage (Leaning Post)
- Recessed Rod Storage - Port & Starboard

### Seating

- Leaning Post (L/P 4) Fiberglass w/ Fish Box & Cooler

### OPTIONS

#### Boat Options

- Underwater LED Lights (2)
- VesselView 7" for Single Engine
- CommandLink Plus (C Series Motors Only)
- 25 qt. Igloo Coolers (pr)
- Bimini Top
- Leaning Post Cover

#### Electrical Options

- Garmin GPSMap 741xs w/o Transducer
- Garmin GPSMap 840xs w/o Transducer
- Garmin B75M Airmar Thru Hull Transducer w/ CHIRP
- Garmin B60 Airmar Thru Hull Transducer w/o CHIRP
- Fusion Satellite Radio Upgrade
- Built-In 2 Bank Battery Charger

#### Hardware Options

- Ski Tow Bar (Retractable)

#### Seating Options

- Rear Jump Seats

#### Optional Packages

- Offshore Tournament Pack: Hard Top, Powder Coated w/ Built-In Radio Box, Flush Mount Cleats & Transom Rod Holders

#### Engine Options

##### Yamaha

- F150XB
- F200XB
- F200XCA

##### Mercury

- 150XL
- 200XL Verado

##### Cabin Amenities

- Cabin 25Qt. Cooler
- Cabin Butane Stove / Sink / Freshwater / Table
- Cabin V-Berth Cushions and Filler Cushions
- Mirror

## 2100 RR



- 12 Volt DC Accessory Plug

### Fishing

- Baitwell (20 gal. Aft)
- Built-In Tackle Storage (Forward)
- Insulated Bow Fish Box (5') - Drains Overboard
- Release Livewell (30 gal. Aft)

### Hardware

- Engraved Transom Plate
- Flush Mount Hinges & Latches & Deck Plates
- Heavy Duty Stainless Steel Bow & Stern Eyes
- Heavy Duty Stainless Steel Rub Rail
- Marine Grade Stainless Steel Hardware
- SS Rod Holders (10)
- Stainless Steel & Bronze Thru Hull Fittings
- Stainless Steel Propeller(s)
- Wind Screen w/ Stainless Steel Grab Rail

### Helm

- Large Dash Area (Capable of flush mounting 7" Screen)

### Plumbing

- Automatic Bilge Pump (1100 GPH)
- High Speed Livewell Pickup
- Raw Water Wash Down
- Self Bailing Cockpit

### Seating

- Baitwell (16 gal. Console w/ Seat Cushions)
- Captain's Chairs w/ Removable Cushions (2)

### Storage

- Battery Storage (Aft Starboard)
- Casting Deck Storage Box
- In-Floor Storage (Forward of Console)
- Recessed Rod Storage - Port & Starboard
- Twin Tackle Storage

### OPTIONS

#### Boat Options

- Built-In 2 Bank Battery Charger
- Flush Mount Cleats
- Poling Platform
- Powder Coated Leaning Post & T-Top
- Swim Platform w/ Ladder
- Trim Tabs w/ Indicator Switch & Built In Retractor
- T-Top w/ Spreader Light
- Underwater LED Lights (2)

#### Electrical Options

- Garmin EchoMap 53dv US Blue Chart w/ P79 Transducer
- Garmin 547xs w/o Transducer
- Garmin B60 Airmar Thru Hull Transducer w/o CHIRP
- Jensen Satellite Radio Upgrade
- Jensen Stereo w/ 2 Speakers
- Trolling Motor Panel

#### Seating Options

- Deluxe Fish Seat & Pedestal
- LP2 (Leaning Post w/ Rod Holders & Removable Backrest)
- Front Jump Seat Cushions
- Rear Jump Seat Cushions

#### Optional Packages

- Sport Pack: Trolling Motor Panel, 2 Additional Rod Holders & Rear Jump Seat Cushions
- Pro Fish Pack: (Includes Sport Pack), LP2 w/ Removable Backrest, Colored Hull, Front Jump Seat Cushions & Flush Mount Cleats
- Inshore Tournament Pack: Built-In Battery Charger, Deluxe Fish Seat & Pedestal

#### Engine Options

##### Yamaha

- F150XB
- F200XB
- F200XCA

##### Mercury

- 150XL
- 200XL Verado

## 1900 RR



- Electric Horn
- Full Digital Instrumentation
- LED Interior Cockpit Lighting
- LED Navigational Bow & Anchor Light

### Fishing

- Built In Tackle Storage (Forward)
- Insulated Bow Fish Box (5') - Drains Overboard
- Release Livewell (30 gal. Aft)

### Hardware

- Engraved Transom Plate
- Flush Mount Hinges and Latches & Deck Plates
- Heavy Duty Stainless Steel Bow & Stern Eyes
- Heavy Duty Stainless Steel Rub Rail
- Marine Grade Stainless Steel Hardware
- SS Rod Holders (8)
- Stainless Steel & Bronze Thru Hull Fittings
- Stainless Steel Propeller(s)
- Wind Screen w/ Stainless Steel Grab Rail

### Plumbing

- Automatic Bilge Pump (1100 GPH)
- High Speed Livewell Pickup
- Raw Water Wash Down
- Self Bailing Cockpit

### Seating

- Baitwell (16 gal. Console w/ Seat Cushions)
- Cooler Helm Seat (72 Qt. Igloo)
- Cooler Helm Seat (AFT Removable)

### Storage

- Battery Storage (Under Helm Seat)
- Casting Deck Storage Box
- Recessed Rod Storage - Port & Starboard
- Twin Tackle Storage

### OPTIONS

#### Electrical Options

- Garmin EchoMap 54dv US Blue Chart w/ P79 Transducer
- Garmin GPSMAP 547xs w/o Transducer
- Garmin B60 Airmar Thru Hull Transducer w/o CHIRP
- Jensen Satellite Radio Upgrade
- Jensen Stereo w/2 Speakers
- Trolling Motor Panel

#### Boat Options

- Built In 2 Bank Battery Charger
- Flush Mount Cleats
- Poling Platform
- T-Top w/ Spreader Light
- Trim Tabs w/ Indicator Switch & Built in Retractor
- Underwater LED Lights (2)

#### Seating Options

- Cooler Seat Backrest
- Deluxe Fish Seat & Pedestal
- Leaning Post w/ Backrest & Cooler
- Front Jump Seat Cushions
- Rear Jump Seat Cushions

#### Optional Packages

- Sport Pack: Trolling Motor Panel, 2 Additional Rod Holders & Rear Jump Seat Cushions
- Inshore Tournament Pack: Built In Battery Charger, Deluxe Fish Seat & Pedestal

#### Engine Options

##### Yamaha

- F150XB
- F150XC

##### Mercury

- 115ELPT
- 150XL

# HELM AND LEARNING POST SEATING

## 220CC

Standard 8 18

Optional 6 22

## 220WAC

Standard 5

Optional 22

## 240CC

Standard 8 18

Optional 5 22

## 240WAC

Standard 29

Optional 20 22 23

## 270CC

Standard 8 17

Optional 1 2 3 4 20 22 23

## 275DC

Standard 11 15 22

Optional 25

## 270WAC

Standard 9 10

Optional 20 22 23 29

## 290CC

Standard 1 17

Optional 2 3 4 20 22 23

## 320CC

Standard 1 17

Optional 2 3 4 21 24

## 320WAC

Standard 12 16

Optional 21 24

## 325DC

Standard 7 14 27 28 29

Optional 25

## 1900BB

Standard 19 26

Optional 13 29

## 2100BB

Standard 8 19

Optional 6 29



35 Gallon Livewell Leaning Post with Flip Up Bolsters



Twin Tackle Station Leaning Post with Capt Chairs




35 Gallon Livewell Leaning Post with Capt Chairs




Entertainment Leaning Post with Capt Chairs



LP4 with Backrest and Igloo Cooler



LP2 with Removable Backrest



325DC Helm Seat



8 Standard Capt Chairs



9 270WAC Capt Chair



10 270WAC Passenger Chair



17 Forward Cooler Seat



11 275DC Capt Chair



12 320WAC Capt Chair



13 1900BB Leaning Post with Backrest



18 Forward Helm Seat



14 325DC Passenger Seat



15 275DC Three Position Lounge



16 320WAC Passenger Lounge



19 Forward Bay Boat Seat



Aft Folding Seat 40"



Aft Folding Seat 58"



Jump Seat



Leaning Post Cover - Available for 220CC thru 320CC



Aft Cooler Seat 75 Qt Yeti



Aft Cooler Seat 125 Qt Yeti



325DC & 275DC Optional Aft Side Fold Out Seat



Console Cover - Available for 220CC thru 320CC



Cooler Helm Seat 72 Qt Igloo



Aft Folding Seat 48"



Port Folding Seat 52"

**29 NOT SHOWN**

- 240WAC Helm Chairs
- 270WAC Passenger Lounge
- Bay Boat FWD Jump Seat
- Bay Boat Aft Jump Seat
- 1900BB Cooler Seat Backrest
- Deluxe Fishing Seat and Pedestal
- 325DC Fold Out Aft Passenger Seat 27"

For complete seating information visit [www.SailfishBoats.com](http://www.SailfishBoats.com).



# OPTION PACKAGES

**325DC: GALLEY PACKAGE:** Shore Power, Electric Grill w/ Inverter, Battery Charger & Microwave

**320CC: CRUISE PACKAGE:** Bow Cushions Bottoms, Stereo w/ Remote Control & USB Port, Satellite Radio Upgrade & Removable Bow Table

**320 EXPRESS: OVER NIGHT PACKAGE:** Generator EFI 5KW & Air Conditioner; **PILOT HOUSE PACKAGE:** Hard Top w/ Hard Frame Windshield w/ Wipers, Window Defroster & Back Drop Curtains

**275DC: ENTERTAINMENT PACKAGE:** Ski Tow Bar, Removable Bow Table, Stereo w/ Satellite Radio Upgrade w/USB Port & LED Underwater Lighting; **GALLEY PACK:** 12v Fridge, Electric Grill, Shower Power & Built-In Battery Charger for Grill

**290CC: COMFORT PACKAGE:** Rear Jump Seats, Bow Cushion Bottoms & Bow Bolsters; **ENTERTAINMENT PACKAGE:** Ski Tow Bar, Removable Bow Table, Stereo w/ Satellite Radio Upgrade w/ USB Port & LED Underwater Lighting; **OFFSHORE TOURNAMENT PACKAGE:** T-Top, Flush Mount Cleats & Bow Light, Transom Rod Holders; **OFFSHORE TOURNAMENT PACKAGE II:** Deluxe Hard Top P.C., Flush Mount Cleats & Bow Light, Transom Rod Holders; **OFFSHORE TOURNAMENT PACKAGE III:** Ladder Back Hard Top P.C., Flush Mount Cleats & Bow Light, Transom Rod Holders

**270WAC: POWER PACKAGE:** Shore Power, Built-In Battery Charger, Refrigerator & Microwave; **CRUISE PACKAGE:** Rear Jump Seat, Rear Cooler Seat & Satellite Radio Upgrade; **TOURNAMENT PACKAGE:** Hard Top, P.C. w/ Built-In Radio Box & 2nd Tackle Organizer; **PILOT HOUSE PACKAGE:** Hard Top, P.C. w/ Hard Frame Windshield w/ Wipers, Window Defroster & Back Drop Curtains

**270CC: COMFORT PACKAGE:** Rear Jump Seats, Bow Cushion Bottoms & Bow Bolsters; **ENTERTAINMENT PACKAGE:** Ski Tow Bar, Removable Bow Table, Stereo w/ Satellite Radio Upgrade w/ USB Port & LED Underwater Lighting; **OFFSHORE TOURNAMENT PACKAGE:** T-Top, Vanity Storage, Flush Mount Cleats & Bow Light & Transom Rod Holders; **OFFSHORE TOURNAMENT PACKAGE I:** Hard Top P.C., Vanity Storage, Flush Mount Cleats & Bow Light, Transom Rod Holders; **OFFSHORE TOURNAMENT PACKAGE II:** Deluxe Hard Top P.C., Vanity Storage, Flush Mount Cleats & Bow Light, Transom Rod Holders; **OFFSHORE TOURNAMENT PACKAGE III:** Ladder Back Hard Top P.C., Vanity Storage, Flush Mount Cleats & Bow Light, Transom Rod Holders

**240WAC: CRUISE PACKAGE:** Rear Jump Seats, Rear Cooler Seat & Cabin Table w/ Pedestal & Cushion; **TOURNAMENT PACKAGE:** Hard Top w/ Built-In Radio Box, Flush Mount Cleats & Transom Rod Holders; **PILOT HOUSE PACKAGE:** Hard Top w/ Hard Frame Windshield w/ Wipers, Window Defroster & Back Drop Curtains

**240CC: COMFORT PACKAGE:** Rear Jump Seats, Bow Cushion Bottoms & Bow Bolsters; **ENTERTAINMENT PACKAGE:** Ski Tow Bar, Removable Bow Table, Stereo w/ Satellite Radio Upgrade w/ USB Port & LED Underwater Lighting; **OFFSHORE TOURNAMENT PACKAGE:** T-Top w/ Weblon, Vanity Storage, Flush Mount Cleats & Bow Light, Transom Rod Holders; **OFFSHORE TOURNAMENT PACKAGE I:** Hard Top P.C., Vanity Storage, Flush Mount Cleats & Bow Light, Transom Rod Holders

**220WAC: OFFSHORE TOURNAMENT PACKAGE:** Hard Top, P.C. w/ Built-In Radio Box, Flush Mount Cleats & Transom Rod Holders

**220CC: COMFORT PACKAGE:** Rear Jump Seats, Bow Cushion Bottoms & Bow Bolsters; **ENTERTAINMENT PACKAGE:** Ski Tow Bar, Removable Bow Table & Stereo w/ Satellite Radio w/ USB Port & LED Underwater Lighting; **OFFSHORE TOURNAMENT PACKAGE:** T-Top, Flush Mount Cleats, Flush Mount Bow Light & Transom Rod Holders

**2100 BB: SPORT PACKAGE:** Trolling Motor Panel, 2 Additional Rod Holders & Rear Jump Seat Cushions; **PRO FISH PACKAGE I:** (Includes Sport Pack), LP2 w/ Backrest, Colored Hull, Front Jump Seat Cushions & Flush Mount Cleats; **INSHORE TOURNAMENT PACKAGE:** Built-In Battery Charger, Deluxe Fish Seat & Pedestal;

**1900 BB: SPORT PACK:** Trolling Motor Panel, 2 Additional Rod Holders & Rear Jump Seat Cushions; **INSHORE TOURNAMENT PACKAGE:** Built-In Battery Charger, Deluxe Fish Seat & Pedestal;

# TOP OPTIONS

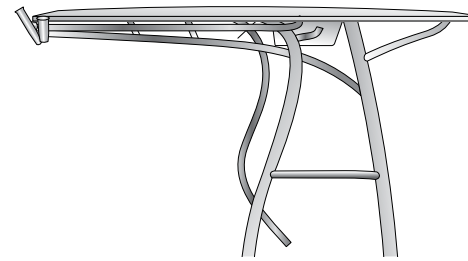
T-Top



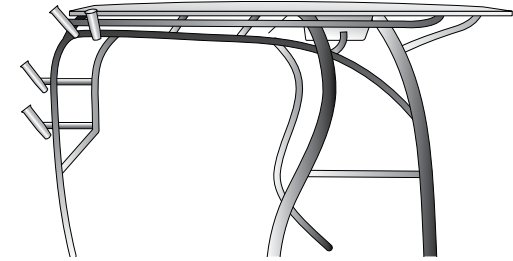
Hard Top



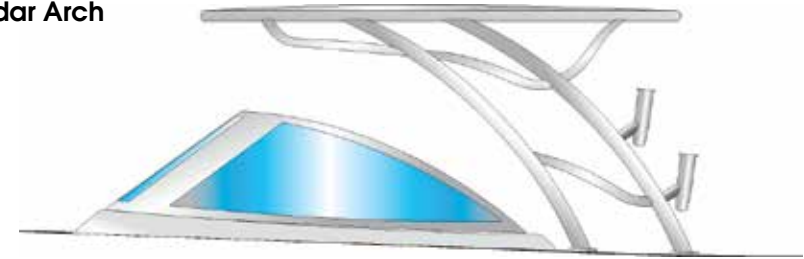
Deluxe Hard Top



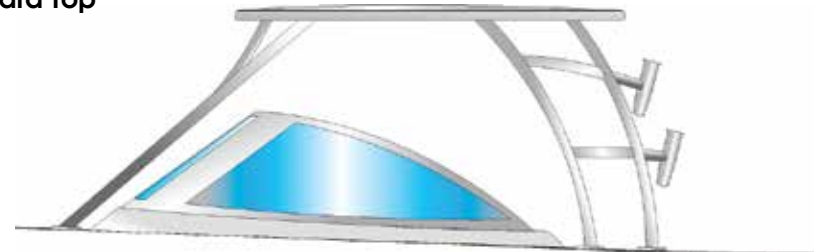
Deluxe Ladderback Hard Top



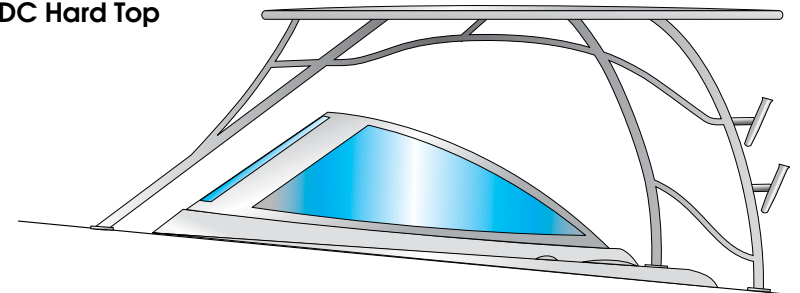
275DC Radar Arch



275DC Hard Top



325DC Hard Top



# HULL COLORS

Move up from standard White with any of the nine exciting color gelcoats to choose from, each masterfully applied and polished to the brightest possible shine. Solid color or two-tone gelcoat hulls are available.

## BASIC COLORS



White (Standard Color)



Bone



Shark Skin



Ice Blue



Burnt Orange



Titanium

## PREMIUM COLORS



Black



Deep Blue



Slate Blue





*Manufactured by*

**SEMINOLE MARINE GROUP**

2501 Industrial Park Drive • Cairo, GA 39828

**w w w . S a i l f i s h b o a t s . c o m**

Seminole Marine, Inc. reserves the right to discontinue models or change prices, specifications, materials, equipment, color or design at any time without incurring obligation. Weight and dimensions of all models are approximate and may vary. Options are subject to change. Photographs in this catalog were shot under supervised conditions with professional models and drivers and boats shown may contain optional equipment.